

# Four-Door Foldable™ Directions


by Dinah Zike

## Materials:

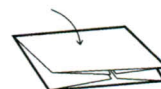
- sheet of 11" × 17" paper
- scissors

## Directions:


1. Make a shutter fold.



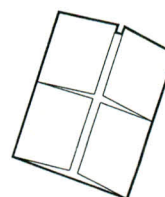
2. Fold the shutter fold in half like a hamburger. Crease well.



3. Open the folds and cut along the inside valley fold lines.



4. These cuts will form four doors on the inside of the book.



Use this Foldable to \_\_\_\_\_

---

---

---

---

